



State of Wisconsin  
JIM DOYLE  
Governor

DAVID STEINGRABER  
Executive Director

# Sexual Assaults in Wisconsin 2003

This and other publications from the Office of Justice Assistance can be found at:

[www.oja.wi.gov](http://www.oja.wi.gov)

This report was developed by the OJA Statistical Analysis Center and funded through grant award 2004-DB-BX-00-41 from the U.S. Department of Justice, Office of Justice Programs

# **Sexual Assaults in Wisconsin 2003**

## **Uniform Crime Reporting Program**

Coordinator  
Lori Phillips

Contributors  
Dean Ziemke  
Kittie Smith  
Melanie Martin  
Kim Reniero  
Michael Smith

Wisconsin Office of Justice Assistance  
Statistical Analysis Center  
131 West Wilson Street, Suite 610  
Madison, WI 53702-0001  
(608) 266-3323  
[www.oja.wi.gov](http://www.oja.wi.gov)

## **Acknowledgment**

The Office of Justice Assistance wishes to acknowledge the contribution of local law enforcement agency staff and administrators in providing the data for this publication. Without their time and diligence, this report would not be possible.

- The Statistical Analysis Center is a program of the Wisconsin Office of Justice Assistance. Its purpose is to collect, analyze, interpret, and disseminate criminal justice data in the state of Wisconsin.
- The Statistical Analysis Center also provides technical assistance to local law enforcement agencies and promotes the coordination and development of criminal justice statistical systems throughout Wisconsin.
- The Statistical Analysis Center provides access to federal criminal justice statistical information to state and local government.
- The Statistical Analysis Center was funded in the year 2004 by the State of Wisconsin and, in part, by a grant from the U.S. Department of Justice, Office of Justice Programs, Bureau of Justice Statistics.

The data used to generate this report has been updated since the release of the Crime and Arrests in Wisconsin 2002 and Crime in the United States 2002 publication. Therefore, the numbers reported in this publication will be slightly different from the publications stated above.

---

## Table of Contents...

	<u>Page Number</u>
Executive Summary	1
Introduction	3
National Overview	4
Number and Nature of Sexual Assaults	6
Trends in Reported Sexual Assaults	9
Victim Characteristics	11
Offender Characteristics	12
Relationship and Arrests Outcome	13
Sexual Assaults by Jurisdiction	15
Appendix A: Data Collection and Interpretation	27
Appendix B: Sexual Assault Definitions	28
Forcible Rape	28
Forcible Sodomy	28
Sexual Assault with an Object	28
Forcible Fondling	28
Statutory Rape	28
Ejaculate/Excrete Upon Victim	28
Appendix C: Sexual Assault Statutes	29
Appendix D: Sexual Assault Report Form	31

---

## Executive Summary:

- There are 373 participating law enforcement agencies currently reporting sexual assaults.
- There were 5,429 sexual assaults reported in 2003. This is a decrease of 6.8 percent from 2002.
- Sexual Assault Summary
  - Forcible fondling comprised of 46.8 percent of reported assaults
  - Forcible rape comprised of 22.7 percent of reported assaults
  - Statutory rape comprised of 17.8 percent of reported assaults
  - Forcible sodomy comprised of 10.7 percent of reported assaults
  - Sexual assaults with an object comprised of 2.6 percent of reported assaults
  - Ejaculation/excretion upon the victim made up less than 1 percent of reported sexual assaults
- Wisconsin's rate of 22.7 forcible rapes per 100,000 inhabitants was the lowest among 11 other Midwestern states.
- Approximately one forcible rape is reported every 7 hours, 25 minutes, 48 seconds.
- In 20.5 percent of all forcible rapes the victims had a physical injury.
- In cases where relation to the victim was reported 88.8 percent of victims knew their assailants while 6.3 percent were strangers.
- 18.3 percent of the assailants were related to the victim.
- The victims were predominantly female (84.3 percent) and white (80.5 percent) in reported assaults.
- The perpetrators were male (93.1 percent) and white (68.9 percent) for most reported sexual assaults.
- 69.7 percent of victims were under the age of 15.
- The scene of the assault was the victim's residence 33.2 percent of the time.
- In about 2 percent of the reported cases, the victim reported the use of a firearm, knife, blunt object, and/or drug.
- 50.8 percent of those arrested were referred to criminal or juvenile court. 45.6 percent of outcomes were unknown at the time of reporting.

## **Introduction**

This report represents data on sexual assaults reported to law enforcement agencies in Wisconsin. The Statistical Analysis Center (SAC) has collected data on sexual assaults as part of the summary Uniform Crime Reporting (UCR) program since January 1, 1984. Most UCR data is collected as aggregate statistics (monthly totals). Sexual assault data is collected on a case-by-case basis. Further information about the collection and interpretation of this data is found in **Appendix A**.

Since the 1930's law enforcement agencies have been reporting on rape and attempted rape of females as part of the Federal Bureau of Investigation's Uniform Crime Reporting (UCR) program. We suspect these data represent an underreporting of rape because it only includes those rapes that are reported to police. Also, the FBI limited its definition of rape to include "penis to vagina" penetration or attempted penetration of females. Those sex crimes that did not include vaginal penetration were not included. The definitions for the expanded list of sexual crimes included in this report are described in **Appendix B**.

For many years, the UCR program has collected data on forcible rape, defined by the UCR program as "the carnal knowledge of a female forcibly and against her will." Sexual assault in Wisconsin are mostly reported under sections 940.225 and 948.02 of state statutes. The statutes define four degrees of assault (sexual contact or sexual intercourse) between persons of either sex. This definition is considerably broader than the UCR definition of forcible rape. A copy of the Wisconsin sexual assault statutory language is found in **Appendix C**.

This report will focus on five sexual assault offense types defined by both the national and Wisconsin Incident Based Reporting Systems (WIBRS) and one additional assault category defined by state statutes and included in the WIBRS for a comprehensive count of sexual assaults. These offense types are: Forcible Rape, Forcible Sodomy, Assault with an Object, Forcible Fondling, Statutory Rape, and Ejaculate/Excrete upon Victim. A copy of this data collection form is found in **Appendix D**.

Please note that this report only includes cases determined to be founded (i.e., sufficient evidence to proceed). Reported but unfounded cases are excluded from this report. In order for a case to proceed, law enforcement must meet a self-determined evidentiary standard, which establishes that there is probable cause to believe that a crime has occurred. Meeting this standard on the basis of the victim's report alone may be difficult because sexual assault cases (especially less injurious ones) often result in a lack of physical evidence. Therefore, approximately ten percent of sexual assaults reported to law enforcement are determined to fall into the category of unfounded. It is important to distinguish unfounded from false cases. While unfounded cases lack a certain standard of evidence, false cases include evidence which proves to the standard of probable cause that a crime did not happen.

## National Overview

This section represents national data on forcible rape offenses reported to the Federal Bureau of Investigation (FBI). The 2002 rates are the latest available for both the Midwest and the United States. Table 1 shows the volume of reported offenses for the past ten years. Table 2 shows the monthly volume. Table 3 shows a comparison of Wisconsin to other states within the Midwest.

**Table 1  
National Forcible Rape Statistics by Year**

Year	Number of Offenses	Rate per 100,000 Inhabitants
1994	102,096	39.2
1995	97,470	37.1
1996	95,769	36.1
1997	96,153	35.9
1998	93,103	34.4
1999	89,411	32.8
2000	90,186	32.0
2001	90,491	31.8
2002	95,136	33.0

Based on law enforcement reports, an estimated 95,136 forcible rape offenses occurred in 2002 nationwide. This figure is 4.7 percent higher than the estimated 90,491 forcible rapes for 2001.

**Table 2  
National Forcible Rape Statistics by Month  
Percent Distribution 1994 - 2002**

Year	Jan	Feb	March	April	May	June	July	Aug	Sept	Oct	Nov	Dec
1994	7.5	7.3	8.3	8.4	8.9	9.2	9.7	9.6	8.7	8.5	7.3	6.5
1995	7.7	7.1	8.5	8.0	8.9	8.5	8.4	9.9	8.8	8.7	7.8	6.9
1996	7.9	7.9	8.1	8.1	9.0	8.8	9.5	9.1	8.8	8.5	7.4	6.9
1997	7.9	7.0	8.0	8.2	9.1	9.5	9.7	9.4	8.8	8.2	7.4	6.7
1998	7.9	7.5	8.7	8.2	8.9	8.7	9.5	9.3	8.9	7.9	7.7	7.0
1999	8.1	7.3	8.2	8.2	8.6	8.8	9.6	9.5	8.3	8.3	7.9	7.2
2000	8.0	7.5	8.5	8.0	9.0	9.1	9.5	9.3	8.4	8.3	7.5	6.9
2001	7.6	7.2	8.4	8.3	8.8	8.7	9.7	9.4	8.5	8.4	7.6	7.4
2002	7.6	7.0	7.8	8.6	9.0	9.0	9.6	9.6	9.2	8.4	7.4	6.8

Monthly totals show the lowest volume occurred in December, while the largest number of forcible rapes was reported during the months of July and August.

## The Midwest

In 2002, an estimated 24,109 forcible rape offenses occurred in the Midwest. Forcible rape offenses in that region comprised 25.3 percent of the national forcible rape volume. Females were victims of forcible rape in the Midwest at a rate of 72.7 offenses per 100,000 female inhabitants in 2002, a 5.4 percent increase from the 2001 estimates.

**Table 3**  
**Midwest Comparison of Forcible Rape Statistics**

State	Number of Offenses	Rate per 100,000 Inhabitants
Illinois	4,298	34.1
Indiana	1,843	29.9
Iowa	797	27.1
Kansas	1,035	38.1
Michigan	5,364	53.4
Minnesota	2,273	45.3
Missouri	1,465	25.8
Nebraska	464	26.8
North Dakota	163	25.7
Ohio	4,809	42.1
South Dakota	361	47.4
Wisconsin	1,237	22.7

## Arrests

Law enforcement agencies nationwide made an estimated 28,288 arrests for forcible rape in 2002. The national rate of arrests for forcible rape was 9.6 arrests per 100,000 U.S. inhabitants. Based on the national data of those arrested for forcible rape, 16. percent were under the age of 18 and 83.3 percent were over 18 years of age. Of those adults arrested for the offense, 63.4 percent were white, 34 percent were black, and 2.5 percent were other races. Among juvenile arrestees, 62 percent were white, 36 percent were black, and 1.7 percent were other races. When compared to the arrest volume recorded for 2002, the number of arrests for forcible rape decreased 1.8 percent from the 2001 figure.

The figures represented in the National overview section can be found in the publication titled "Crime in the United States" which is published by the Federal Bureau of investigation (FBI).

## Number and Nature of Sexual Assaults in Wisconsin

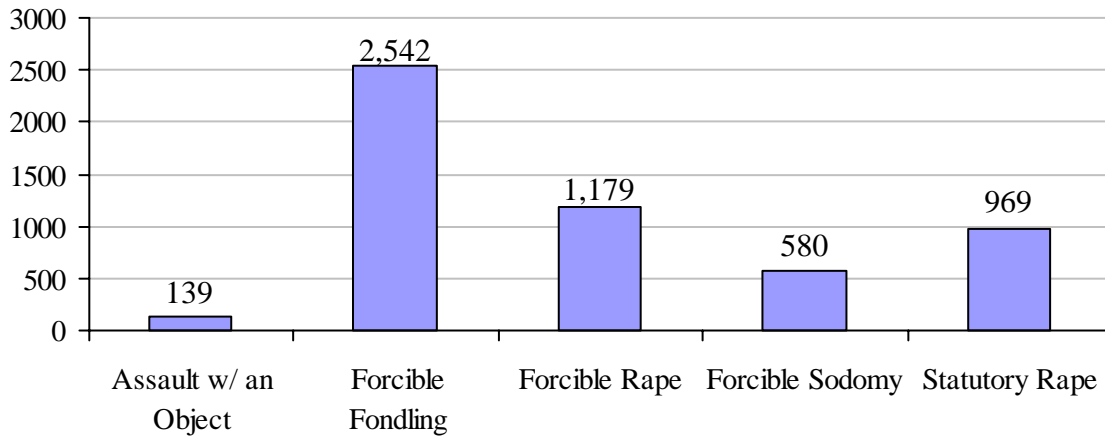
This section provides information on all reported and founded sexual assaults in Wisconsin. Table 1 shows assaults by category of degree for the year of 2003. Graph 1 shows the relative volume of cases for each type of sexual assault.

The six UCR categories of sexual assaults provide a measurable and objective means of categorizing them by the nature of victim impact, while psychological trauma should not be discounted. The best objective measure of the nature of victim impact related to a sexual assault is whether or not it involved penetration of a body orifice, with either genitalia or an object, forcibly or without consent. The offenses with the greatest possibility for physical injury (forcible rape, forcible sodomy and assault with an object) all encompass these characteristics and will be examined as one group later in this report.

**Table 4**  
**Sexual Assault Degree**

	1st Degree		2nd Degree		3rd Degree		4th Degree		Total	
	N	%	N	%	N	%	N	%	N	%
Forcible Rape	552	22.9%	617	25.5%	10	9.5%	0	0.0%	1,179	21.7%
Forcible Sodomy	378	15.7%	167	6.9%	35	33.3%	0	0.0%	580	10.7%
Assault w/ an Object	83	3.4%	44	1.8%	12	11.4%	0	0.0%	139	2.6%
Forcible Fondling	1,254	52.1%	749	30.9%	47	44.8%	492	100.0%	2,542	46.8%
Statutory Rape	127	5.3%	842	34.7%	0	0.0%	0	0.0%	969	17.8%
Ejac./Excrete Upon Victim	14	0.6%	5	0.2%	1	1.0%	0	0.0%	20	0.4%
Total:	2,408	100.0%	2,424	100.0%	105	100.0%	492	100.0%	5,429	100.0%

**Graph 1**  
**Sexual Assault Offense Types**



\* The total for all the offenses does not equal the total number of sexual assaults reported because there were 20 incidents for the category ejaculate/excrete upon victim. A summary of data related to the ejaculate/excrete upon victim category is contained in Tables 7, 8, and 9.

**Sexual Assault Victim Characteristics**

- In 76.9% of all sexual assaults the victims were juveniles.
- Sexual assault victims were primarily female (84.3%) and primarily white (80.5%).
- Approximately 1% of victims had serious physical injuries; an additional 7.6% had minor injuries.

**Sexual Assault Offender Characteristics**

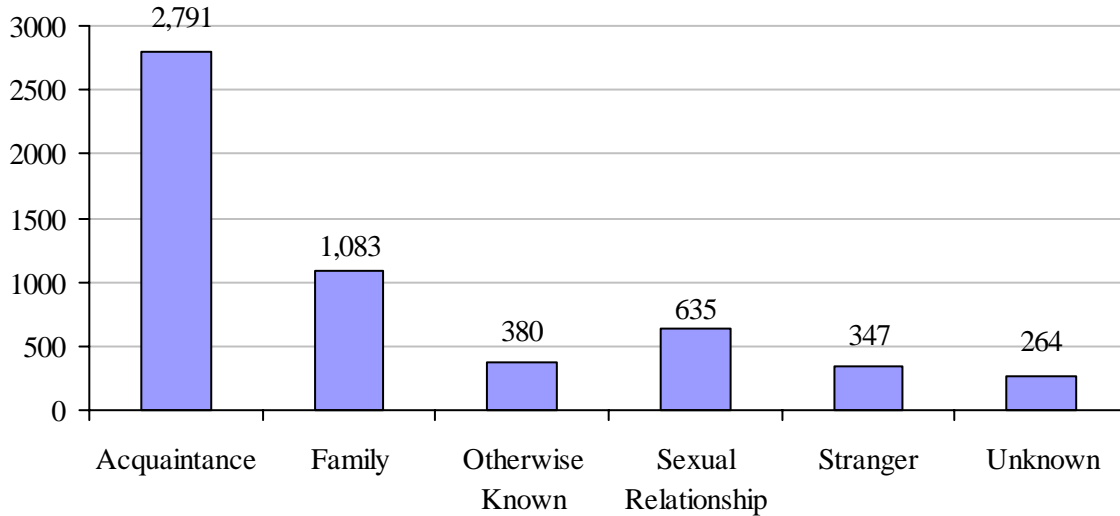
- In 93.1% of all sexual assaults the offender was male.
- Offender race was white in 68.9% of assaults; 22.7% involved black offenders.
- A dangerous weapon was used in 1.9% of the reported cases, an additional 11.5% used personal weapons, and 86.7% used no weapon.

**Relationship and Arrest Outcome**

- In 88.8% of all sexual assaults were committed by someone known to the victim, while strangers committed 6.3%.
- In 54.7% of all reported cases an offender was arrested.
- In 50.8% of all sexual assault offenders apprehended were referred to criminal or juvenile court.

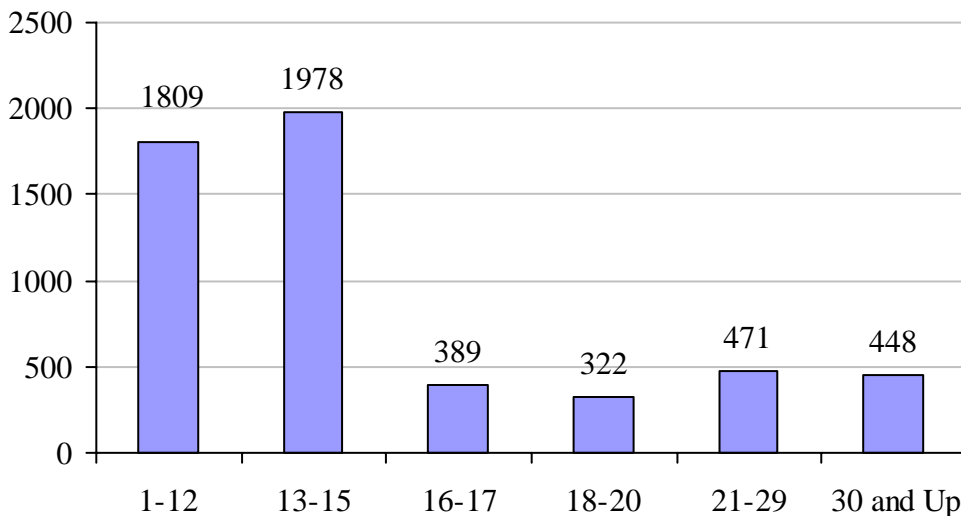
Graphs 2 and 3 show additional information regarding all offenses. Graph 2 shows the relationship of the assailant to the victim for all cases. Almost 88.8 percent of the assailants knew the victim including 19.7 percent who were related to the victim. 6.3 percent of assailants were a stranger and 4.8 percent of assailants were unknown. Graph 3 shows the victim age of all reported sexual assaults. While reported incidents clearly decrease with increasing victim age, it should be noted that the age categories portrayed in Graph 3 are not of equal range.

**Graph 2**  
**Relationship of Assailant to Victim**



Because of the multiple assailants in some sexual assaults the total of all relationships (5,500) is more than the total sexual assaults (5,429).

**Graph 3**  
**Sexual Assaults by Victim Age**



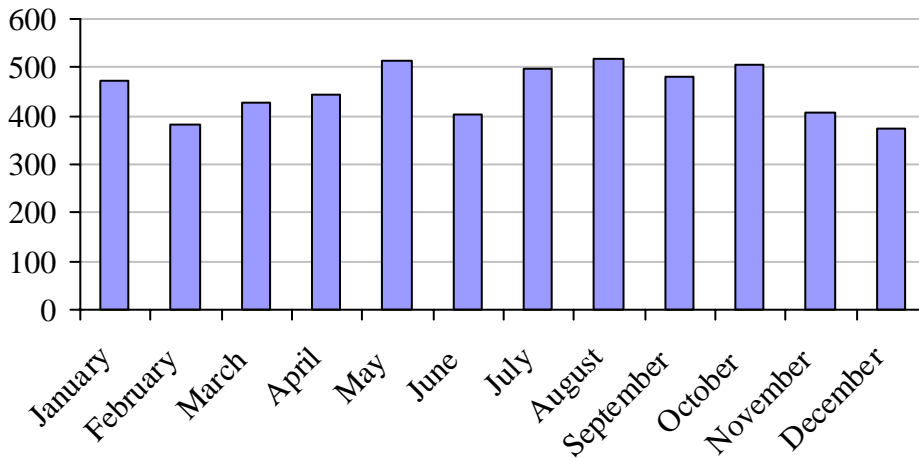
\*The total for all age groups does not equal the total number of sexual assaults reported as there were 12 incidents where the age of the victim was unknown. A summary of data related to the unknown category is contained in tables 7, 8, and 9.

**Table 5**  
**Location of Sexual Assaults**

	<u>Number</u>	<u>%</u>
Offender's Residence	1,470	27.1%
Other Indoor	81	1.5%
Other Residence	690	12.7%
Other/Unknown	437	8.0%
Outdoors	391	7.2%
School/College	338	6.2%
Vehicle	219	4.0%
Victim's Residence	1,803	33.2%
Total:	5,429	100.0%

Table 5 shows the location of all reported incidents. Over 33 percent of reported incidents occurred at the victim's residence and 27 percent occurred at the offender's residence.

**Graph 4**  
**Sexual Assaults by Month**



Graph 4 depicts the number of sexual assaults by month. While sexual assaults occur consistently in all months, they tend to peak in the month of August.

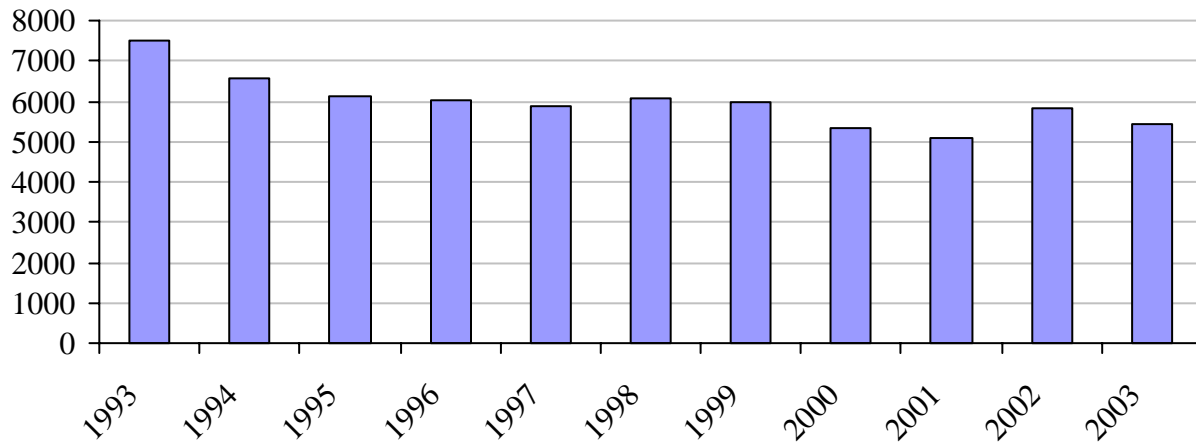
## Trends in Reported Sexual Assaults

The total number of sexual assaults reported to law enforcement have been fairly stable for the last few years. Changes in the number of reported sexual assaults could reflect a number of variables. While an actual change in the number of sexual assaults is one possible explanation, other possibilities include a change in the number of victims willing to report, increased reporting by mandated reporters, and improvements or changes in record keeping.

**Table 6**  
State Totals  
Sexual Assaults 1993 - 2003

<u>Year</u>	<u>Sexual Assault Total</u>	<u>Percent Change</u>
1993	7,521	5.1%
1994	6,564	-12.7%
1995	6,101	-7.1%
1996	6,020	-1.3%
1997	5,881	-2.3%
1998	6,056	3.0%
1999	5,966	-1.5%
2000	5,345	-10.4%
2001	5,094	-4.7%
2002	5,822	14.3%
2003	5,429	-6.8%

**Graph 5**  
Yearly Sexual Assault Trends



**Table 7**  
**Victim Characteristics - 2003**

	Forcible Rape	Column %	Forcible Sodomy	Column %	Assault w/ an Object	Column %	Forcible Fondling	Column %	Statutory Rape	Column %	Ejac./ Excrete	Column %	Total	% of Total
<b>Victim Age</b>														
1-12	231	19.6%	340	58.6%	72	51.8%	1,120	44.1%	35	3.6%	11	55.0%	1,809	33.3%
13-15	255	21.6%	101	17.4%	25	18.0%	659	25.9%	934	96.4%	4	20.0%	1,978	36.4%
16-17	139	11.8%	34	5.9%	9	6.5%	207	8.1%	0	0.0%	0	0.0%	389	7.2%
18-20	148	12.6%	26	4.5%	5	3.6%	143	5.6%	0	0.0%	0	0.0%	322	5.9%
21-29	206	17.5%	39	6.7%	16	11.5%	208	8.2%	0	0.0%	2	10.0%	471	8.7%
30 and Up	197	16.7%	38	6.6%	12	8.6%	198	7.8%	0	0.0%	3	15.0%	448	8.3%
Unknown	3	0.3%	2	0.3%	0	0.0%	7	0.3%	0	0.0%	0	0.0%	12	0.2%
Total:	1,179	100.0%	580	100.0%	139	100.0%	2,542	100.0%	969	100.0%	20	100.0%	5,429	100.0%
<b>Victim Sex</b>														
Female	1,179	100.0%	304	52.4%	115	82.7%	2,140	84.2%	824	85.0%	15	75.0%	4,577	84.3%
Male	0	0.0%	274	47.2%	24	17.3%	400	15.7%	145	15.0%	5	25.0%	848	15.6%
Unknown	0	0.0%	2	0.3%	0	0.0%	2	0.1%	0	0.0%	0	0.0%	4	0.1%
Total:	1,179	100.0%	580	100.0%	139	100.0%	2,542	100.0%	969	100.0%	20	100.0%	5,429	100.0%
<b>Victim Race</b>														
White	935	79.3%	429	74.0%	109	78.4%	2,109	83.0%	774	79.9%	14	70.0%	4,370	80.5%
Black	213	18.1%	127	21.9%	26	18.7%	327	12.9%	130	13.4%	5	25.0%	828	15.3%
Native Amer.	9	0.8%	11	1.9%	3	2.2%	34	1.3%	20	2.1%	0	0.0%	77	1.4%
Asian	16	1.4%	4	0.7%	0	0.0%	34	1.3%	22	2.3%	0	0.0%	76	1.4%
Unknown	6	0.5%	9	1.6%	1	0.7%	38	1.5%	23	2.4%	1	5.0%	78	1.4%
Total:	1,179	100.0%	580	100.0%	139	100.0%	2,542	100.0%	969	100.0%	20	100.0%	5,429	100.0%
<b>Injuries</b>														
Serious **	21	1.8%	2	0.3%	4	2.9%	5	0.2%	0	0.0%	0	0.0%	32	0.6%
None	937	79.5%	508	87.6%	110	79.1%	2,442	96.1%	969	100.0%	19	95.0%	4,985	91.8%
Minor	221	18.7%	70	12.1%	25	18.0%	95	3.7%	0	0.0%	1	5.0%	412	7.6%
Total:	1,179	100.0%	580	100.0%	139	100.0%	2,542	100.0%	969	100.0%	20	100.0%	5,429	100.0%

\*\* Serious injuries include broken bones, internal injuries, severe cuts, lost teeth, and unconsciousness.

**Table 8**  
**Offender Characteristics - 2003**

	Forcible Rape	Column %	Forcible Sodomy	Column %	Assault w/ an Object	Column %	Forcible Fondling	Column %	Statutory Rape	Column %	Ejac./ Excrete	Column %	Total	% of Total
<b>Offender Age</b>														
1-12	31	2.5%	113	19.3%	16	11.4%	355	13.9%	12	1.2%	1	5.0%	528	9.6%
13-15	105	8.6%	134	22.9%	15	10.7%	497	19.5%	233	23.8%	8	40.0%	992	18.0%
16-17	109	8.9%	50	8.5%	7	5.0%	214	8.4%	245	25.1%	2	10.0%	627	11.4%
18-20	175	14.3%	38	6.5%	11	7.9%	197	7.7%	258	26.4%	1	5.0%	680	12.4%
21-29	266	21.7%	81	13.8%	32	22.9%	357	14.0%	153	15.7%	3	15.0%	892	16.2%
30 and Up	394	32.2%	149	25.4%	51	36.4%	820	32.1%	40	4.1%	4	20.0%	1,458	26.5%
Unknown	143	11.7%	21	3.6%	8	5.7%	114	4.5%	36	3.7%	1	5.0%	323	5.9%
Total:	1,223	100.0%	586	100.0%	140	100.0%	2,554	100.0%	977	100.0%	20	100.0%	5,500	100.0%
<b>Offender Sex</b>														
Female	2	0.2%	43	7.3%	11	7.9%	153	6.0%	145	14.8%	1	5.0%	355	6.5%
Male	1,221	99.8%	538	91.8%	129	92.1%	2,386	93.4%	830	85.0%	19	95.0%	5,123	93.1%
Unknown	0	0.0%	5	0.9%	0	0.0%	15	0.6%	2	0.2%	0	0.0%	22	0.4%
Total:	1,223	100.0%	586	100.0%	140	100.0%	2,554	100.0%	977	100.0%	20	100.0%	5,500	100.0%
<b>Offender Race</b>														
White	717	58.6%	405	69.1%	98	70.0%	1,845	72.2%	711	72.8%	14	70.0%	3,790	68.9%
Black	385	31.5%	151	25.8%	32	22.9%	499	19.5%	177	18.1%	5	25.0%	1,249	22.7%
Native Amer.	15	1.2%	17	2.9%	4	2.9%	50	2.0%	16	1.6%	0	0.0%	102	1.9%
Asian	21	1.7%	3	0.5%	1	0.7%	51	2.0%	27	2.8%	0	0.0%	103	1.9%
Unknown	85	7.0%	10	1.7%	5	3.6%	109	4.3%	46	4.7%	1	5.0%	256	4.7%
Total:	1,223	100.0%	586	100.0%	140	100.0%	2,554	100.0%	977	100.0%	20	100.0%	5,500	100.0%
<b>Weapon</b>														
Serious **	67	5.5%	9	1.5%	5	3.6%	21	0.8%	0	0.0%	0	0.0%	102	1.9%
Personal	281	23.0%	114	19.5%	32	22.9%	204	8.0%	0	0.0%	1	5.0%	632	11.5%
None	875	71.5%	463	79.0%	103	73.6%	2,329	91.2%	977	100.0%	19	95.0%	4,766	86.7%
Total:	1,223	100.0%	586	100.0%	140	100.0%	2,554	100.0%	977	100.0%	20	100.0%	5,500	100.0%
<b>Offenders</b>														
Single	1,149	93.9%	569	97.1%	138	98.6%	2,488	97.4%	958	98.1%	19	95.0%	5,321	96.7%
Multiple	74	6.1%	17	2.9%	2	1.4%	66	2.6%	19	1.9%	1	5.0%	179	3.3%
Total:	1,223	100.0%	586	100.0%	140	100.0%	2,554	100.0%	977	100.0%	20	100.0%	5,500	100.0%

\*\* Any type of firearm, knife, blunt object, poison or drugs.

**Table 9**  
**Relationship and Arrest Outcome - 2003**

	Forcible Rape	Column %	Forcible Sodomy	Column %	Assault w/ an Object	Column %	Forcible Fondling	Column %	Statutory Rape	Column %	Ejac./ Excrete	Column %	Total	% of Total
<b>Relationship</b>														
Acquaintance	605	49.5%	295	50.3%	57	40.7%	1,364	53.4%	465	47.6%	5	25.0%	2,791	50.7%
Family	203	16.6%	182	31.1%	44	31.4%	622	24.4%	21	2.1%	11	55.0%	1,083	19.7%
Otherwise Known	84	6.9%	35	6.0%	15	10.7%	215	8.4%	30	3.1%	1	5.0%	380	6.9%
Sex Relationship	105	8.6%	25	4.3%	9	6.4%	68	2.7%	427	43.7%	1	5.0%	635	11.5%
Stranger	122	10.0%	28	4.8%	11	7.9%	174	6.8%	10	1.0%	2	10.0%	347	6.3%
Unknown	104	8.5%	21	3.6%	4	2.9%	111	4.3%	24	2.5%	0	0.0%	264	4.8%
Total:	1,223	100.0%	586	100.0%	140	100.0%	2,554	100.0%	977	100.0%	20	100.0%	5,500	100.0%
<b>Outcome</b>														
Arrested	619	50.6%	337	57.5%	80	57.1%	1,359	53.2%	596	61.0%	15	75.0%	3,006	54.7%
Juvenile	35	2.9%	36	6.1%	13	9.3%	143	5.6%	57	5.8%	0	0.0%	284	5.2%
No Arrest	459	37.5%	170	29.0%	37	26.4%	900	35.2%	242	24.8%	4	20.0%	1,812	32.9%
No Prosecution	110	9.0%	43	7.3%	10	7.1%	152	6.0%	82	8.4%	1	5.0%	398	7.2%
Total:	1,223	100.0%	586	100.0%	140	100.0%	2,554	100.0%	977	100.0%	20	100.0%	5,500	100.0%
<b>LE Disposition</b>														
Criminal Court	524	42.8%	204	34.8%	67	47.9%	824	32.3%	403	41.2%	7	35.0%	2,029	36.9%
Handled & Released	7	0.6%	16	2.7%	1	0.7%	52	2.0%	26	2.7%	3	15.0%	105	1.9%
Juvenile Court	62	5.1%	108	18.4%	8	5.7%	443	17.3%	138	14.1%	4	20.0%	763	13.9%
Other	25	2.0%	9	1.5%	3	2.1%	31	1.2%	27	2.8%	0	0.0%	95	1.7%
Unknown	605	49.5%	249	42.5%	61	43.6%	1,204	47.1%	383	39.2%	6	30.0%	2,508	45.6%
Total:	1,223	100.0%	586	100.0%	140	100.0%	2,554	100.0%	977	100.0%	20	100.0%	5,500	100.0%

Forcible Rape  
Forcible Sodomy  
Assault w/ an Object  
Forcible Fondling  
Statutory Rape  
Ejac./Excrete Upon Victim  
**Total**



---

One every 7 hours, 25 minutes, 48 seconds  
One every 15 hours, 6 minutes, 12 seconds  
One every 2 days, 15 hours, 1 minute, 17 seconds  
One every 3 hours, 26 minutes, 45 seconds  
One every 9 hours, 2 minutes, 24 seconds  
One every 18 days, 6 hours, 0 minutes, 0 seconds  
**One every 1 hour, 36 minutes, 48 seconds**

### **Sexual Assaults by Jurisdiction**

**Table 10**  
**Sexual Assaults by County and Municipality 2003**

	Total 2002	Forcible Rape	Forcible Sodomy	Assault w/ Object	Forcible Fondling	Statutory Rape	Ejac./Excrete Upon Victim	Total 2003
<b>ADAMS COUNTY</b>								
ADAMS CO SO	0	0	0	0	0	0	0	0
COUNTY TOTAL:	0	0	0	0	0	0	0	0
<b>ASHLAND COUNTY</b>								
ASHLAND CO SO	17	0	0	0	3	1	0	4
ASHLAND PD	8	0	0	0	5	1	0	6
COUNTY TOTAL:	25	0	0	0	8	2	0	10
<b>BARRON COUNTY</b>								
BARRON CO SO	51	4	13	1	12	7	1	38
BARRON PD	4	0	0	0	2	0	0	2
CHETEK PD	4	1	0	0	1	0	0	2
CUMBERLAND PD	0	0	0	0	0	0	0	0
RICE LAKE PD	13	3	0	0	4	6	0	13
COUNTY TOTAL:	72	8	13	1	19	13	1	55
<b>BAYFIELD COUNTY</b>								
BAYFIELD CO SO	22	3	1	0	11	10	0	25
BAYFIELD PD	0	0	0	0	0	0	0	0
WASHBURN PD	2	2	0	0	0	0	0	2
COUNTY TOTAL:	24	5	1	0	11	10	0	27
<b>BROWN COUNTY</b>								
ASHWAUBENON PD	22	6	1	0	13	1	0	21
BROWN CO SO	121	12	3	0	22	11	0	48
DENMARK PD	0	0	0	0	0	0	0	0
DEPERE PD	3	14	0	0	6	2	0	22
GREEN BAY PD	299	53	19	3	115	67	0	257
HOBART-LAWRENCE PD	0	0	0	0	0	0	0	0
PULASKI PD	0	0	0	0	0	1	0	1
UW-GREEN BAY PD	0	2	0	0	0	0	0	2
COUNTY TOTAL:	445	87	23	3	156	82	0	351
<b>BUFFALO COUNTY</b>								
BUFFALO CO SO	4	0	0	0	0	0	0	0
MONDOVI PD	0	0	0	0	0	0	0	0
COUNTY TOTAL:	4	0	0	0	0	0	0	0
<b>BURNETT COUNTY</b>								
BURNETT CO SO	9	0	0	0	5	0	0	5
GRANTSBURG PD	0	0	0	0	0	0	0	0
SIREN PD	4	0	1	0	1	0	0	2
WEBB LAKE PD	0	0	0	0	0	0	0	0
COUNTY TOTAL:	13	0	1	0	6	0	0	7
<b>CALUMET COUNTY</b>								
BRILLION PD	0	0	0	0	0	0	0	0
CALUMET CO SO	7	1	2	0	13	4	0	20
CHILTON PD	17	4	5	0	5	5	0	19
NEW HOLSTEIN PD	1	0	0	0	6	3	0	9
COUNTY TOTAL:	25	5	7	0	24	12	0	48

	<b>Total 2002</b>	<b>Forcible Rape</b>	<b>Forcible Sodomy</b>	<b>Assault w/ Object</b>	<b>Forcible Fondling</b>	<b>Statutory Rape</b>	<b>Ejac./Excrete Upon Victim</b>	<b>Total 2003</b>
<b>CHIPPEWA COUNTY</b>								
BLOOMER PD	0	0	0	0	0	0	0	0
CHIPPEWA CO SO	19	8	3	0	2	3	0	16
CHIPPEWA FALLS PD	44	3	0	0	18	5	0	26
CORNELL PD	1	0	0	0	0	0	0	0
LAKE HALLIE PD	1	1	0	0	0	0	0	1
STANLEY PD	0	0	0	0	0	0	0	0
COUNTY TOTAL:	65	12	3	0	20	8	0	43
<b>CLARK COUNTY</b>								
CLARK CO SO	37	2	0	5	27	4	0	38
COLBY-ABBOTSFORD PD	0	3	0	0	0	0	0	3
NEILLSVILLE PD	1	0	0	0	0	0	0	0
COUNTY TOTAL:	38	5	0	5	27	4	0	41
<b>COLUMBIA COUNTY</b>								
COLUMBIA CO SO	24	2	2	0	12	2	0	18
COLUMBUS PD	0	0	0	0	0	0	0	0
LODI PD	0	0	0	0	0	0	0	0
PORTAGE PD	10	0	0	0	0	0	0	0
POYNETTE PD	1	0	0	0	0	0	0	0
WISCONSIN DELLS PD	1	2	1	1	1	1	0	6
COUNTY TOTAL:	36	4	3	1	13	3	0	24
<b>CRAWFORD COUNTY</b>								
CRAWFORD CO SO	6	0	0	0	0	1	0	1
PRAIRIE DU CHIEN PD	7	0	0	0	1	0	0	1
COUNTY TOTAL:	13	0	0	0	1	1	0	2

	Total 2002	Forcible Rape	Forcible Sodomy	Assault w/ Object	Forcible Fondling	Statutory Rape	Ejac./Excrete Upon Victim	Total 2003
<b>DANE COUNTY</b>								
BELLEVILLE PD	0	0	0	0	0	1	0	1
COTTAGE GROVE PD	4	1	0	0	1	1	0	3
CROSS PLAINS PD	0	0	0	0	0	0	0	0
DANE CO SO	0	0	0	0	0	0	0	0
DANE PD	0	0	0	0	1	0	0	1
DEERFIELD PD	0	1	0	0	0	0	0	1
DEFOREST PD	7	3	0	0	0	0	0	3
FITCHBURG PD	9	16	2	1	5	0	0	24
MADISON PD	266	62	12	0	132	15	0	221
MADISON TOWN PD	15	7	2	1	1	1	0	12
MAPLE BLUFF PD	0	0	0	0	0	0	0	0
MARSHALL PD	3	2	0	0	1	0	0	3
MC FARLAND PD	0	0	0	0	0	0	0	0
MIDDLETON PD	7	2	1	0	1	2	0	6
MONONA PD	0	2	0	0	0	0	0	2
MOUNT HOREB PD	1	1	0	0	0	1	0	2
OREGON PD	0	0	0	0	0	0	0	0
SHOREWOOD HILLS PD	0	0	0	0	0	0	0	0
STOUGHTON PD	11	0	0	2	8	0	0	10
SUN PRAIRIE PD	10	5	0	0	22	1	0	28
UW-MADISON	3	4	0	0	0	0	0	4
VERONA PD	2	1	0	0	0	0	0	1
WAUNAKEE PD	2	0	1	1	0	0	0	2
WI CAPITOL POLICE	0	0	0	0	0	0	0	0
COUNTY TOTAL:	340	107	18	5	172	22	0	324
<b>DODGE COUNTY</b>								
BEAVER DAM PD	13	0	0	0	10	7	0	17
DODGE CO SO	16	5	2	1	18	6	0	32
FOX LAKE PD	1	0	0	0	1	0	0	1
HORICON PD	1	2	0	1	4	1	0	8
IRON RIDGE PD	2	0	0	0	3	0	0	3
JUNEAU PD	1	0	1	0	0	0	0	1
MAYVILLE PD	3	0	0	0	0	1	0	1
THERESA PD	1	0	0	0	0	0	0	0
WAUPUN PD	10	1	1	0	1	2	0	5
COUNTY TOTAL:	48	8	4	2	37	17	0	68
<b>DOOR COUNTY</b>								
DOOR CO SO	8	0	0	0	8	3	0	11
STURGEON BAY PD	2	0	2	0	2	0	0	4
COUNTY TOTAL:	10	0	2	0	10	3	0	15
<b>DOUGLAS COUNTY</b>								
DOUGLAS CO SO	14	3	3	7	13	4	0	30
SUPERIOR PD	100	11	11	4	34	2	0	62
UW SUPERIOR	4	2	1	0	2	0	0	5
COUNTY TOTAL:	118	16	15	11	49	6	0	97

	Total 2002	Forcible Rape	Forcible Sodomy	Assault w/ Object	Forcible Fondling	Statutory Rape	Ejac./Excrete Upon Victim	Total 2003
<b>DUNN COUNTY</b>								
DUNN CO SO	40	6	2	0	15	8	1	32
ELK MOUND PD	0	0	0	0	0	0	0	0
MENOMONIE PD	39	3	3	0	8	1	0	15
UW-STOUT	2	0	0	0	0	0	0	0
COUNTY TOTAL:	81	9	5	0	23	9	1	47
<b>EAU CLAIRE COUNTY</b>								
ALTOONA PD	6	3	0	0	1	1	0	5
EAU CLAIRE CO SO	12	5	0	1	15	0	0	21
EAU CLAIRE PD	95	11	6	1	37	28	0	83
UW-EAU CLAIRE	0	0	0	0	0	0	0	0
COUNTY TOTAL:	113	19	6	2	53	29	0	109
<b>FLORENCE COUNTY</b>								
FLORENCE CO SO	0	1	0	0	0	2	0	3
COUNTY TOTAL:	0	1	0	0	0	2	0	3
<b>FOND DU LAC COUNTY</b>								
CAMPBELLSPORT PD	3	0	0	0	0	0	0	0
FOND DU LAC CO SO	26	3	3	0	29	4	0	39
FOND DU LAC PD	94	11	27	3	50	14	0	105
NORTH FOND DU LAC PD	3	3	0	0	6	1	0	10
RIPON PD	21	4	0	0	5	0	0	9
COUNTY TOTAL:	147	21	30	3	90	19	0	163
<b>FOREST COUNTY</b>								
CRANDON PD	1	0	0	0	2	0	0	2
FOREST CO SO	14	2	3	1	5	2	0	13
COUNTY TOTAL:	15	2	3	1	7	2	0	15
<b>GRANT COUNTY</b>								
BOSCOBEL PD	0	0	0	0	0	0	0	0
CUBA CITY PD	0	0	0	0	0	0	0	0
FENNIMORE PD	0	0	0	0	0	1	0	1
GRANT CO SO	7	1	0	0	1	4	0	6
HAZEL GREEN PD	0	0	0	0	0	0	0	0
LANCASTER PD	0	1	0	0	1	0	0	2
PLATTEVILLE PD	10	3	0	0	1	0	0	4
UW-PLATTEVILLE	3	0	0	0	0	0	0	0
COUNTY TOTAL:	20	5	0	0	3	5	0	13
<b>GREEN COUNTY</b>								
BRODHEAD PD	0	0	0	0	0	0	0	0
GREEN CO SO	17	2	0	0	2	0	0	4
MONROE PD	9	3	1	0	9	3	0	16
NEW GLARUS PD	3	0	0	0	0	0	0	0
COUNTY TOTAL:	29	5	1	0	11	3	0	20
<b>GREEN LAKE COUNTY</b>								
BERLIN PD	18	0	3	0	3	1	0	7
GREEN LAKE CO SO	20	4	1	0	4	3	0	12
GREEN LAKE PD	0	0	0	0	0	0	0	0
MARKESAN PD	1	0	0	0	0	0	0	0
PRINCETON PD	0	0	0	0	0	0	0	0
COUNTY TOTAL:	39	4	4	0	7	4	0	19

	Total 2002	Forcible Rape	Forcible Sodomy	Assault w/ Object	Forcible Fondling	Statutory Rape	Ejac./Excrete Upon Victim	Total 2003
<b>IOWA COUNTY</b>								
DODGEVILLE PD	4	2	1	0	2	0	0	5
IOWA CO SO	14	4	1	1	0	1	0	7
MINERAL PT PD	1	0	0	0	0	0	0	0
COUNTY TOTAL:	19	6	2	1	2	1	0	12
<b>IRON COUNTY</b>								
HURLEY PD	1	0	0	0	0	0	0	0
IRON CO SO	1	0	0	0	1	0	0	1
COUNTY TOTAL:	2	0	0	0	1	0	0	1
<b>JACKSON COUNTY</b>								
BLACK RIVER FALLS PD	6	1	2	0	2	1	0	6
JACKSON CO SO	21	1	1	0	18	5	0	25
COUNTY TOTAL:	27	2	3	0	20	6	0	31
<b>JEFFERSON COUNTY</b>								
FORT ATKINSON PD	23	0	2	0	8	7	0	17
JEFFERSON CO SO	32	10	0	2	7	4	0	23
JEFFERSON PD	0	0	0	0	0	0	0	0
LAKE MILLS PD	15	3	1	0	1	4	0	9
PALMYRA PD	0	2	0	0	1	1	0	4
WATERLOO PD	4	2	0	0	0	0	0	2
WATERTOWN PD	68	7	2	0	27	9	0	45
COUNTY TOTAL:	142	24	5	2	44	25	0	100
<b>JUNEAU COUNTY</b>								
ELROY PD	7	0	0	0	0	2	0	2
JUNEAU CO SO	2	1	0	0	1	0	0	2
MAUSTON PD	2	2	3	0	5	5	0	15
NEW LISBON PD	0	0	0	0	0	0	0	0
COUNTY TOTAL:	11	3	3	0	6	7	0	19
<b>KENOSHA COUNTY</b>								
KENOSHA CO SO	36	6	7	3	14	2	0	32
KENOSHA PD	111	23	17	6	49	22	0	117
PLEASANT PRAIRIE PD	8	7	0	0	3	0	0	10
SILVER LAKE PD	1	0	0	0	1	0	0	1
TWIN LAKES PD	17	0	0	0	6	0	0	6
UW-PARKSIDE	9	1	0	0	1	0	0	2
COUNTY TOTAL:	182	37	24	9	74	24	0	168
<b>KEWAUNEE COUNTY</b>								
ALGOMA PD	2	0	0	0	0	0	0	0
KEWAUNEE CO SO	0	3	0	0	0	2	0	5
KEWAUNEE PD	0	0	0	0	0	0	0	0
LUXEMBURG PD	0	0	0	0	0	0	0	0
COUNTY TOTAL:	2	3	0	0	0	2	0	5

	Total 2002	Forcible Rape	Forcible Sodomy	Assault w/ Object	Forcible Fondling	Statutory Rape	Ejac./Excrete Upon Victim	Total 2003
<b>LA CROSSE COUNTY</b>								
BANGOR PD	0	0	0	0	0	0	0	0
CAMPBELL PD	3	0	0	0	0	0	0	0
HOLMEN PD	0	1	0	0	0	0	0	1
LA CROSSE CO SO	19	1	0	0	14	1	0	16
LA CROSSE PD	97	15	6	1	31	14	0	67
ONALASKA PD	0	0	0	0	5	2	0	7
UW-LA CROSSE	1	0	0	0	0	0	0	0
WEST SALEM PD	2	0	0	0	0	0	0	0
COUNTY TOTAL:	122	17	6	1	50	17	0	91
<b>LAFAYETTE COUNTY</b>								
DARLINGTON PD	6	0	0	0	2	0	0	2
LAFAYETTE CO SO	12	3	0	0	2	3	0	8
COUNTY TOTAL:	18	3	0	0	4	3	0	10
<b>LANGLADE COUNTY</b>								
ANTIGO PD	0	0	0	0	0	0	0	0
LANGLADE CO SO	0	0	1	0	1	0	0	2
COUNTY TOTAL:	0	0	1	0	1	0	0	2
<b>LINCOLN COUNTY</b>								
LINCOLN CO SO	6	0	0	0	0	1	0	1
MERRILL PD	18	3	4	0	4	9	0	20
TOMAHAWK PD	3	0	0	0	2	2	0	4
COUNTY TOTAL:	27	3	4	0	6	12	0	25
<b>MANITOWOC COUNTY</b>								
CLEVELAND PD	0	0	0	0	0	0	0	0
KIEL PD	0	0	0	0	0	0	0	0
MANITOWOC CO SO	56	8	6	0	24	7	0	45
MANITOWOC PD	69	8	4	1	20	16	1	50
MISHICOT PD	0	0	0	0	0	0	0	0
TWO RIVERS PD	16	0	0	0	0	0	0	0
VALDERS PD	0	0	0	0	0	0	0	0
COUNTY TOTAL:	141	16	10	1	44	23	1	95
<b>MARATHON COUNTY</b>								
EDGAR PD	0	1	0	0	0	2	0	3
EVEREST METRO PD	14	1	3	0	7	3	0	14
MARATHON CITY PD	0	0	0	0	0	0	0	0
MARATHON CO SO	50	0	6	0	5	3	0	14
MOSINEE PD	2	0	0	0	0	0	0	0
ROTHSCHILD PD	6	1	0	0	3	0	0	4
SPENCER PD	0	0	0	0	0	0	0	0
WAUSAU PD	86	21	8	5	26	16	0	76
COUNTY TOTAL:	158	24	17	5	41	24	0	111
<b>MARINETTE COUNTY</b>								
MARINETTE CO SO	0	0	0	0	2	0	0	2
MARINETTE PD	3	4	0	0	0	0	0	4
NIAGARA PD	2	0	0	0	0	0	0	0
PESHTIGO PD	1	0	0	0	0	0	0	0
COUNTY TOTAL:	6	4	0	0	2	0	0	6

	Total 2002	Forcible Rape	Forcible Sodomy	Assault w/ Object	Forcible Fondling	Statutory Rape	Ejac./Excrete Upon Victim	Total 2003
<b>MARQUETTE COUNTY</b>								
MARQUETTE CO SO	12	2	0	0	3	3	0	8
COUNTY TOTAL:	12	2	0	0	3	3	0	8
<b>MENOMINEE COUNTY</b>								
MENOMINEE CO SO	1	1	0	0	1	1	0	3
MENOMINEE TRIBAL PD	0	1	0	0	0	0	0	1
COUNTY TOTAL:	1	2	0	0	1	1	0	4
<b>MILWAUKEE COUNTY</b>								
BAYSIDE PD	1	0	0	0	0	0	0	0
BROWN DEER PD	14	2	5	0	2	1	0	10
CUDAHY PD	10	3	5	0	13	7	0	28
FOX POINT PD	3	1	0	0	0	0	0	1
FRANKLIN PD	21	10	5	1	11	1	0	28
GLENDALE PD	0	0	0	0	0	0	0	0
GREENDALE PD	5	0	2	0	4	0	0	6
GREENFIELD PD	24	9	1	0	7	8	0	25
HALES CORNERS PD	0	0	0	0	1	0	0	1
MILWAUKEE CO SO	0	4	0	0	2	0	0	6
MILWAUKEE PD	883	244	132	33	362	159	4	934
OAK CREEK PD	14	11	0	0	7	3	0	21
RIVER HILLS PD	1	0	0	0	0	0	0	0
SHOREWOOD PD	10	3	1	1	0	1	0	6
SOUTH MILWAUKEE PD	18	9	2	0	16	2	0	29
ST. FRANCIS PD	8	2	0	0	6	4	0	12
UW-MILWAUKEE	8	1	0	0	0	0	0	1
WAUWATOSA PD	10	11	0	0	1	0	0	12
WEST ALLIS PD	40	19	4	0	35	1	0	59
WEST MILWAUKEE PD	11	1	1	0	9	0	0	11
WHITEFISH BAY PD	1	2	0	0	2	1	0	5
COUNTY TOTAL:	1,082	332	158	35	478	188	4	1,195
<b>MONROE COUNTY</b>								
MONROE CO SO	9	1	0	1	0	1	1	4
SPARTA PD	29	5	1	0	5	4	0	15
TOMAH PD	5	4	0	0	0	2	0	6
COUNTY TOTAL:	43	10	1	1	5	7	1	25
<b>OCONTO COUNTY</b>								
OCONTO CO SO	0	0	0	0	0	0	0	0
OCONTO FALLS PD	4	2	1	0	0	3	0	6
OCONTO PD	0	1	0	0	11	0	0	12
COUNTY TOTAL:	4	3	1	0	11	3	0	18
<b>ONEIDA COUNTY</b>								
MINOCQUA PD	0	0	0	0	0	0	0	0
ONEIDA CO SO	26	5	7	0	17	8	0	37
RHINELANDER PD	15	3	4	1	7	6	0	21
THREE LAKES PD	0	0	0	0	0	0	0	0
WOODRUFF PD	0	0	0	0	4	0	0	4
COUNTY TOTAL:	41	8	11	1	28	14	0	62

	Total 2002	Forcible Rape	Forcible Sodomy	Assault w/ Object	Forcible Fondling	Statutory Rape	Ejac./Excrete Upon Victim	Total 2003
<b>OUTAGAMIE COUNTY</b>								
APPLETON PD	178	17	24	8	59	50	0	158
COMBINED LOCKS PD	0	0	0	0	1	0	0	1
FOX VALLEY METRO PD	16	1	0	0	3	10	1	15
GRAND CHUTE PD	16	3	1	0	13	4	0	21
HORTONVILLE PD	0	0	0	0	0	0	0	0
KAUKAUNA PD	22	1	0	0	14	5	0	20
ONEIDA TRIBAL PD	0	1	5	0	15	3	0	24
OUTAGAMIE CO SO	53	3	2	0	31	2	0	38
COUNTY TOTAL:	285	26	32	8	136	74	1	277
<b>OZAUKEE COUNTY</b>								
CEDARBURG PD	2	1	0	0	3	0	0	4
GRAFTON PD	2	0	0	0	2	0	0	2
MEQUON PD	6	0	0	0	1	2	0	3
OZAUKEE CO SO	11	7	3	0	4	0	0	14
PORT WASHINGTON PD	9	2	0	0	1	5	0	8
SAUKVILLE PD	0	0	0	0	0	0	0	0
THIENSVILLE PD	1	3	0	0	8	0	0	11
COUNTY TOTAL:	31	13	3	0	19	7	0	42
<b>PEPIN COUNTY</b>								
DURAND PD	0	0	0	0	0	0	0	0
PEPIN CO SO	2	0	2	0	0	0	0	2
PEPIN PD	2	1	0	0	0	0	0	1
COUNTY TOTAL:	4	1	2	0	0	0	0	3
<b>PIERCE COUNTY</b>								
ELLSWORTH PD	0	0	0	0	0	0	0	0
PIERCE CO SO	0	2	0	0	0	0	0	2
PRESCOTT PD	1	0	0	0	0	0	0	0
RIVER FALLS PD	16	0	2	0	15	3	0	20
COUNTY TOTAL:	17	2	2	0	15	3	0	22
<b>POLK COUNTY</b>								
AMERY PD	1	0	0	0	1	2	0	3
FREDERIC PD	9	0	0	0	0	1	0	1
OSCEOLA PD	0	0	0	0	0	0	0	0
POLK CO SO	11	9	7	1	11	2	0	30
ST CROIX FALLS PD	0	0	0	0	0	0	0	0
COUNTY TOTAL:	21	9	7	1	12	5	0	34
<b>PORTAGE COUNTY</b>								
PLOVER PD	9	1	0	0	0	2	0	3
PORTAGE CO SO	21	4	1	1	12	5	0	23
STEVENS POINT PD	29	10	3	0	18	11	0	42
UW-STEVENS POINT	0	0	0	0	0	0	0	0
COUNTY TOTAL:	59	15	4	1	30	18	0	68
<b>PRICE COUNTY</b>								
PARK FALLS PD	4	1	2	0	2	0	0	5
PHILLIPS PD	4	1	0	3	2	1	0	7
PRICE CO SO	0	0	0	0	0	0	0	0
COUNTY TOTAL:	8	2	2	3	4	1	0	12

	Total 2002	Forcible Rape	Forcible Sodomy	Assault w/ Object	Forcible Fondling	Statutory Rape	Ejac./Excrete Upon Victim	Total 2003
<b>RACINE COUNTY</b>								
BURLINGTON PD	5	2	3	0	2	0	0	7
BURLINGTON TOWN PD	0	0	0	0	0	0	0	0
CALEDONIA PD	5	3	3	1	0	1	1	9
MT. PLEASANT PD	22	3	1	0	11	2	0	17
RACINE CO SO	47	0	4	0	17	4	0	25
RACINE PD	142	21	11	4	64	11	0	111
STURTEVANT PD	2	0	2	1	2	0	0	5
COUNTY TOTAL:	223	29	24	6	96	18	1	174
<b>RICHLAND COUNTY</b>								
RICHLAND CENTER PD	4	4	1	0	3	4	0	12
RICHLAND CO SO	0	0	0	0	0	0	0	0
COUNTY TOTAL:	4	4	1	0	3	4	0	12
<b>ROCK COUNTY</b>								
BELOIT PD	68	13	8	2	28	15	1	67
BELOIT TOWN PD	1	1	0	0	0	2	0	3
CLINTON PD	0	0	0	0	0	0	0	0
EDGERTON PD	0	0	0	0	0	0	0	0
EVANSVILLE PD	1	0	0	0	0	0	0	0
JANESVILLE PD	107	20	12	10	70	9	0	121
MILTON PD	0	0	0	0	1	0	0	1
ROCK CO SO	27	8	0	2	14	3	0	27
COUNTY TOTAL:	204	42	20	14	113	29	1	219
<b>RUSK COUNTY</b>								
LADYSMITH PD	6	4	0	0	0	0	0	4
RUSK CO SO	2	0	0	0	0	0	0	0
COUNTY TOTAL:	8	4	0	0	0	0	0	4
<b>SAUK COUNTY</b>								
BARABOO PD	0	4	1	0	2	1	0	8
LAKE DELTON PD	3	1	0	0	0	2	0	3
REEDSBURG PD	30	3	0	0	4	2	0	9
SAUK CO SO	29	1	1	0	34	3	0	39
SAUK-PRAIRIE PD	3	0	0	0	1	1	0	2
SPRING GREEN PD	2	0	0	0	0	0	0	0
COUNTY TOTAL:	67	9	2	0	41	9	0	61
<b>SAWYER COUNTY</b>								
HAYWARD PD	2	1	0	0	0	0	0	1
SAWYER CO SO	11	3	2	0	12	0	0	17
COUNTY TOTAL:	13	4	2	0	12	0	0	18
<b>SHAWANO COUNTY</b>								
SHAWANO CO SO	44	4	7	2	10	12	0	35
SHAWANO PD	33	3	0	0	9	3	0	15
COUNTY TOTAL:	77	7	7	2	19	15	0	50

	Total 2002	Forcible Rape	Forcible Sodomy	Assault w/ Object	Forcible Fondling	Statutory Rape	Ejac./Excrete Upon Victim	Total 2003
<b>SHEBOYGAN COUNTY</b>								
ELKHART LAKE PD	0	0	0	0	0	0	0	0
KOHLER PD	0	0	0	0	0	0	0	0
PLYMOUTH PD	10	1	1	0	8	1	0	11
SHEBOYGAN CO SO	15	4	3	0	7	1	0	15
SHEBOYGAN FALLS PD	1	1	0	0	0	0	0	1
SHEBOYGAN PD	147	34	2	0	46	5	0	87
COUNTY TOTAL:	173	40	6	0	61	7	0	114
<b>ST. CROIX COUNTY</b>								
HUDSON PD	6	0	0	0	3	0	0	3
NEW RICHMOND PD	13	2	2	0	12	0	0	16
NORTH HUDSON PD	2	1	0	0	0	0	0	1
SOMERSET PD	0	0	0	0	0	0	0	0
ST. CROIX CO SO	41	4	1	2	24	4	0	35
COUNTY TOTAL:	62	7	3	2	39	4	0	55
<b>TAYLOR COUNTY</b>								
MEDFORD PD	8	1	0	0	1	0	0	2
TAYLOR CO SO	7	4	2	0	0	3	0	9
COUNTY TOTAL:	15	5	2	0	1	3	0	11
<b>TREMPEALEAU COUNTY</b>								
ARCADIA PD	0	0	0	0	0	0	0	0
BLAIR PD	5	0	1	0	0	0	0	1
ELEVA PD	0	0	0	0	0	0	0	0
INDEPENDENCE PD	0	0	0	0	0	0	0	0
OSSEO PD	1	0	0	0	0	0	0	0
STRUM PD	0	0	0	0	0	0	0	0
TREMPEALEAU CO SO	25	1	3	2	15	6	0	27
TREMPEALEAU PD	0	0	0	0	0	0	0	0
WHITEHALL PD	0	0	0	0	0	1	0	1
COUNTY TOTAL:	31	1	4	2	15	7	0	29
<b>VERNON COUNTY</b>								
HILLSBORO PD	0	0	0	0	0	0	0	0
VERNON CO SO	12	0	2	0	3	1	0	6
VIROQUA PD	0	0	0	0	2	0	0	2
WESTBY PD	2	0	0	0	0	0	0	0
COUNTY TOTAL:	14	0	2	0	5	1	0	8
<b>VILAS COUNTY</b>								
EAGLE RIVER PD	3	1	0	0	0	0	0	1
LAC DU FLAMBEAU TRIBAL	1	1	6	0	1	0	0	8
VILAS CO SO	17	3	1	0	2	6	0	12
COUNTY TOTAL:	30	5	7	0	3	6	0	21

	<b>Total 2002</b>	<b>Forcible Rape</b>	<b>Forcible Sodomy</b>	<b>Assault w/ Object</b>	<b>Forcible Fondling</b>	<b>Statutory Rape</b>	<b>Ejac./Excrete Upon Victim</b>	<b>Total 2003</b>
<b>WALWORTH COUNTY</b>								
BLOOMFIELD PD	1	0	3	0	2	1	0	6
DARIEN VILLAGE PD	0	0	0	0	0	0	0	0
DELAVAN PD	1	2	0	0	0	0	0	2
DELAVAN TOWN PD	3	0	0	0	0	3	0	3
EAST TROY PD	2	0	0	0	0	3	0	3
EAST TROY TOWN PD	3	0	0	0	0	0	0	0
ELKHORN PD	19	4	2	0	1	4	0	11
FONTANA PD	2	0	0	0	0	0	0	0
GENEVA TOWN PD	0	0	0	0	0	0	0	0
GENOA CITY PD	0	0	0	0	0	0	0	0
LAKE GENEVA PD	10	6	0	0	4	1	0	11
UW-WHITEWATER	3	4	0	0	2	0	0	6
WALWORTH CO SO	22	4	3	1	10	0	0	18
WALWORTH PD	2	2	0	0	0	1	0	3
WHITEWATER PD	9	3	1	0	5	2	0	11
WILLIAMS BAY PD	0	0	0	0	0	0	0	0
COUNTY TOTAL:	77	25	9	1	24	15	0	74
<b>WASHBURN COUNTY</b>								
SPOONER PD	1	0	0	0	0	0	0	0
WASHBURN CO SO	4	2	0	0	0	0	0	2
COUNTY TOTAL:	5	2	0	0	0	0	0	2
<b>WASHINGTON COUNTY</b>								
GERMANTOWN PD	12	6	0	0	3	0	0	9
HARTFORD PD	8	0	0	0	6	5	0	11
JACKSON PD	4	2	0	0	5	0	0	7
KEWASKUM PD	5	2	0	0	6	0	0	8
SLINGER PD	8	2	0	0	0	1	0	3
WASHINGTON CO SO	36	8	8	0	35	0	0	51
WEST BEND PD	18	4	0	0	32	2	0	38
COUNTY TOTAL:	91	24	8	0	87	8	0	127

	<b>Total 2002</b>	<b>Forcible Rape</b>	<b>Forcible Sodomy</b>	<b>Assault w/ Object</b>	<b>Forcible Fondling</b>	<b>Statutory Rape</b>	<b>Ejac./Excrete Upon Victim</b>	<b>Total 2003</b>
<b>WAUKESHA COUNTY</b>								
BROOKFIELD PD	2	2	0	0	2	1	0	5
BROOKFIELD TOWN PD	4	1	0	0	0	0	0	1
BUTLER PD	3	0	0	0	0	0	0	0
CHENEQUA PD	0	0	0	0	0	0	0	0
DELAFIELD PD	0	0	0	0	0	0	0	0
EAGLE PD	0	1	0	0	0	0	0	1
ELM GROVE PD	2	0	0	0	1	0	0	1
HARTLAND PD	0	2	0	0	2	2	1	7
MENOMONEE FALLS PD	4	0	2	0	1	4	0	7
MUKWONAGO PD	9	0	0	0	5	0	0	5
MUSKEGO PD	8	0	0	0	5	3	0	8
NEW BERLIN PD	21	4	1	0	9	1	0	15
OCONOMOWOC PD	19	1	0	0	3	1	0	5
OCONOMOWOC TOWN PD	2	1	1	0	3	0	0	5
PEWAUKEE CITY PD	3	1	4	0	5	1	0	11
PEWAUKEE PD	3	2	2	0	11	3	0	18
SUMMIT PD	0	0	0	0	0	0	0	0
WAUKESHA CO SO	24	3	3	0	5	1	0	12
WAUKESHA PD	77	16	6	4	53	23	0	102
COUNTY TOTAL:	181	34	19	4	105	40	1	203
<b>WAUPACA COUNTY</b>								
CLINTONVILLE PD	0	2	0	0	4	4	0	10
MARION PD	0	2	0	0	2	1	0	5
NEW LONDON PD	13	1	4	0	5	6	2	18
WAUPACA CO SO	32	1	2	1	17	6	0	27
WAUPACA PD	1	0	0	0	0	0	0	0
COUNTY TOTAL:	46	6	6	1	28	17	2	60
<b>WAUSHARA COUNTY</b>								
WAUSHARA CO SO	12	1	0	0	7	6	0	14
WAUTOMA PD	1	0	0	0	0	0	0	0
COUNTY TOTAL:	13	1	0	0	7	6	0	14
<b>WINNEBAGO COUNTY</b>								
MENASHA PD	26	2	2	0	13	20	0	37
MENASHA TOWN PD	11	6	2	1	7	9	0	25
NEENAH PD	25	6	3	0	13	7	0	29
OMRO PD	0	0	0	0	0	0	0	0
OSHKOSH PD	95	9	9	2	31	10	1	62
UW-OSHKOSH	5	2	0	0	2	0	0	4
WINNEBAGO CO SO	19	4	1	0	3	3	0	11
WINNECONNE PD	0	0	0	0	0	0	0	0
COUNTY TOTAL:	181	29	17	3	69	49	1	168
<b>WOOD COUNTY</b>								
GRAND RAPIDS PD	0	0	0	0	0	0	0	0
MARSHFIELD PD	15	8	4	1	8	1	5	27
WISCONSIN RAPIDS PD	54	3	0	0	13	4	0	20
WOOD CO SO	30	0	0	0	9	2	0	11
COUNTY TOTAL:	99	11	4	1	30	7	5	58
<b>State Totals:</b>	<b>5,799</b>	<b>1,179</b>	<b>580</b>	<b>139</b>	<b>2,542</b>	<b>969</b>	<b>20</b>	<b>5,429</b>

## **APPENDIX A**

### **DATA COLLECTION AND INTERPRETATION**

The assaults described and analyzed in this report are those reported to law enforcement agencies for the period of January 1, 2003 to December 31, 2003. The data are submitted to the Statistical Analysis Center (SAC) as part of the monthly UCR report of law enforcement agencies. Data is collected on the Wisconsin Sexual Assault Form which is reproduced in **Appendix D**. As with any sensitive crime, actual reports of offenses to law enforcement agencies are not totally representative of all assaults committed. Assaults not reported to law enforcement agencies cannot be addressed in this report, even though they may be reported to other agencies such as social services or medical agencies.

In this report an incident is defined as one assault against one victim. A series of assaults against one person which constitutes one “clear and distinct criminal operation” is counted as one offense. An example of an ongoing incident is where an assault situation is repeated over several months or years against the same victim.

The data in this report focuses on all reported cases, regardless of the eventual disposition of the cases by the law enforcement agency or the court. The factual accuracy of these reported assaults and the circumstances surrounding them have, in a legal sense, not been substantiated.

## **APPENDIX B**

### **SEXUAL ASSAULT DEFINITIONS**

Sexual assaults encompass a wide range of incidents, from violent rapes to less physically injurious sexual contact. While the nature of victim impact connected to an assault is related to a number of factors, such as the extent of the victim's trauma, physical injuries, and so forth, these are not always easily measured. The nature of victim impact connected to the assault is also defined, to some degree, by the six offense categories utilized in the Uniform Crime Reporting - Incident-Based Reporting system, as defined below:

#### **Forcible Rape:**

Vaginal intercourse with a person, forcibly and/or against that person's will, or where the victim was incapable of giving consent because of his/her youth or temporary or permanent mental or physical incapacity.

#### **Forcible Sodomy:**

Oral or anal sexual intercourse with another person, forcibly and/or against that person's will, or where the victim was incapable of giving consent because of his/her youth or temporary or permanent mental or physical incapacity.

#### **Sexual Assault with an Object:**

The use of an object or instrument to unlawfully penetrate the genital or anal opening of the body of another person forcibly and/or against that person's will, or where the victim was incapable of giving consent because of his/her youth or temporary or permanent mental or physical incapacity.

*Note:* An "object" or "instrument" is anything used by the offender other than the offender's genitalia. Examples include a finger, bottle, handgun, stick, etc.

#### **Forcible Fondling:**

The touching of the private body parts of another person for the purpose of sexual gratification, forcibly and/or against that person's will, or where the victim was incapable of giving consent because of his/her youth or temporary or permanent mental or physical incapacity. *Note:* Forcible Fondling includes "Indecent Liberties" and "Child Molesting." Although "force" may not have been used, offenses may fall into this category because the victim was incapable of giving consent, or did not give consent.

#### **Statutory Rape:**

Non-forcible sexual intercourse with a person who is under the statutory age of consent. In Wisconsin no unmarried juvenile can give consent to sexual intercourse. Only when the victim is *under 16 years of age* is intercourse defined as a *sexual assault* (note that both parties would be offenders and victims in an assault if they are both under age 16). *Note:* If force was used or threatened, the offense should be classified as Forcible Rape, not Statutory Rape. A code of Statutory Rape implies that the victim has the ability/knowledge to give consent. Sexual activity involving a child 10 or under should always be recorded as forcible. Sexual activity involving older child victims should be carefully reviewed to determine whether they could have given reasonably informed consent.

#### **Ejaculate/Excrete Upon Victim:**

Intentional penile ejaculation or the emission of urine or feces by the offender upon any part of the body of the victim, for the purpose of sexually degrading or sexually humiliating the victim or for the purpose of sexually arousing or gratifying the offender. This category of assault was added to Wisconsin Statutes in 1996. It is not a category of the national (FBI) Incident-Based Reporting System.



## SEXUAL ASSAULT FORM – CODING REFERENCE

Note: To be used in conjunction with complete coding instructions

1. **Incident number:** Your agency incident number for this offense
2. Attempted/Completed: **Offense** was: **A** – attempted **C** – completed **O** – ongoing
3. **Offense code:** Sex Offense Forcible:

1. – Forcible Rape	4. – Forcible Fondling	<b>Sex Offenses Non-Forcible:</b>
2. – Forcible Sodomy/Oral Sex	7. – Ejaculate/Excrete Upon Victim	6. – Statutory Rape (Consensual intercourse)
3. – Sexual Assault With An Object		
4. **Return A Line Number:** Indicate the line number on Return A where this sexual assault was reported for UCR purposes (Usually 2A – 2B or 4A – 4E). *If the offense is not appropriate for Return A, indicate NA.*
5. **Date of assault:** Use six digits (MMDDYY). If the assault is part of a series (e.g. an intra-family situation that has been going on for some time), record the date of the first assault.
6. **Time of assault:** Use 24-hour clock (e.g. 1530). Approximate if necessary.
7. **Date of report:** Use six digits (MMDDYY). Give date assault was reported to law enforcement.
8. **Degree of assault:** 1-4 (Wisconsin Statutes 940.225 and (1-2) 948.02)
9. **Age:** On case of ongoing assault situations, the age of the victim and the offender at the time of the first assault should be recorded.

NN – under 24 hours	BB – 7-364 days old	99 – over 98 years old
NB – 1-6 days old	01-98 – years old (exact age in years)	00 – unknown
10. **Sex:** M (male), F (female), U (unknown)
11. **Race:** W – white B – black A – Asian or Pacific Islander I – American Indian/Alaskan Native, U – unknown
12. **Weapon:**

11 – Firearm (type not specified)	20 – Knife/Cutting Instrument (ax, ice pick, screwdriver)	70 – Drugs/Narcotics/Pills
12 – Handgun	30 – Blunt Object (club, hammer, etc.)	90 – Other
13 – Rifle	40 – Personal Weapon (hands, feet, teeth)	95 – Unknown
14 – Shotgun	50 – Poison (includes gas)	99 – None
15 – Other Firearm	65 – Fire/Incendiary Device	
13. **Victim Injuries:**

1 – None	4 – Severe Laceration	7 – Loss of Teeth
2 – Apparent Broken Bones	5 – Apparent Minor Injury	8 – Unconsciousness (due to injury)
3 – Possible Internal Injury	6 – Other Major Injury	9 – Death
14. **Location:**

03 – Bar/Night Club	90 – Park
04 – Church/Synagogue/Temple (other religious bldg.)	91 – Victim’s Vehicle
09 – Drug Store/Dr.’s Office/Hospital (medical supply bldg.)	92 – Offender’s Vehicle
10 – Field/Woods	93 – Other Vehicle
13 – Highway/Road/Alley (street)	94 – Victim Temporary Lodgings (includes hotel/motel)
15 – Jail/Prison/Detention Center (24-hour supervision)	95 – Offender Temporary Lodgings (includes hotel/motel)
18 – Parking Lot/Garage	96 – Other Temporary Lodgings (includes hotel/motel)
22 – School/College/University	97 – Victim Residence (house, apt., condo)
25 – Other/Unknown	98 – Offender Residence (house, apt., condo)
28 – Residential Facility (nursing, group home, hospital)	99 – Other Residence (house, apt., condo)
15. **Offender Outcome:**

N – No Offender Arrested for this Offense	<b>Case Cleared Exceptionally by:</b>	3 – Death of Offender	6 – Victim Refused to Cooperate/Prosecute
1 – This Offender Arrested	4 – Prosecution Declined	7 – Juvenile/No Custody	
2 – Other Offender (but not this one) Arrested	5 – Extradition Denied		
16. **Law Enforcement Disposition of Arrested Offenders:**

1 – Handled within Department and released	4 – Referred to criminal court/prosecution
2 – Referred to counseling or social service agency	5 – Referred to other police agency
3 – Referred to juvenile court	6 – Other
	7 – Disposition information not available
17. **Relationship of Victim to Offender:**

1 – Victim was Spouse	12 – Victim was Other Family	22 – Victim was Child of Boy/Girlfriend
2 – Victim was Common Law Spouse	13 – Victim Domestic Violence Victim	24 – Victim was Ex-Spouse
3 – Victim was Parent	14 – Victim was Co-habitant (i.e. lover)	25 – Victim was Professional Care Provider
4 – Victim was Sibling	15 – Victim was Roommate (i.e. roommate)	26 – Victim was Professional Care Receiver
5 – Victim was Child	16 – Victim was Acquaintance	27 – Victim was Employee
6 – Victim was Grandparent	17 – Victim was Friend	28 – Victim was Employer
7 – Victim was Grandchild	18 – Victim was Neighbor	29 – Other Business Relationship
8 – Victim was In-Law	19 – Victim was Babysittee (the baby)	30 – Victim was Otherwise Known
9 – Victim was Stepparent	20 – Victim was Babysitter	<b>Not Known by Victim:</b>
10 – Victim was Stepchild	21 – Victim was Boyfriend/Girlfriend	98 – Relationship Unknown
11 – Victim was Stepsibling	31 – Victim was Ex-boyfriend/Girlfriend	99 – Victim was Stranger
18. **Unfounded:** Check if offense reported to you and later unfounded. If the offense was reported in a previous month, provide the month reported (in the comment section), incident number, date, and time of assault. Report all information in a current unfounded incident.

Published by the  
Statistical Analysis Center  
**Wisconsin Office of Justice Assistance**

131 W. Wilson St., Suite 610  
Madison, WI 53702

Phone: (608) 266-3323

Fax: (608) 266-6676

[www.oja.wi.gov](http://www.oja.wi.gov)